

# DCFS Services Statewide

## Child Welfare

**4,419**

children served in foster care each month in 2016, on average

**8,262**

children served in foster care from October 1, 2015 to September 30, 2016

**735**

Louisiana foster children adopted from October 1, 2015 to September 30, 2016

**141**

foster children available for adoption (without identified adoptive home)

In Federal Fiscal Year 2016, DCFS received **63,257** calls to its statewide, toll-free 24/7 child abuse hotline, **1-855-4LA-KIDS**.

## Child Support Enforcement

In SFY 2016, there were **289,659** monthly child support cases on average in Louisiana.



More than **\$420.7 million** was collected in child support in SFY 2016.

## Disability Determination Services

In December 2015, Disability Determination Services (DDS) determined medical eligibility for

**157,310** workers and **34,728** children in Louisiana receiving disability benefits.



## Economic Stability

### Family Independence Temporary Assistance Program (FITAP)

In 2016, an average **9,454** Louisiana residents received FITAP benefits totaling **\$773,187** per month.

### Supplemental Nutrition Assistance Program (SNAP)

In 2016, an average **914,202** Louisiana residents received SNAP benefits totaling **\$116.6 million** per month.



### Kinship Care Subsidy Program (KCSP)

In 2016, an average **3,895** Louisiana children received KCSP benefits totaling **\$877,520** per month.

### Disaster Supplemental Nutrition Assistance Program (DSNAP)

In the 2016 Louisiana floods and the February 2017 tornadoes, Louisiana residents who suffered adverse affects received more than **\$184 million** in disaster-related food benefits.

## DCFS Economic Impact

DCFS employs approximately **3,400 staff** around the state. In FFY 2016, **4,975** retailers accepted SNAP benefits which put more than **\$2.45 billion** into Louisiana's economy.

# Statewide Data

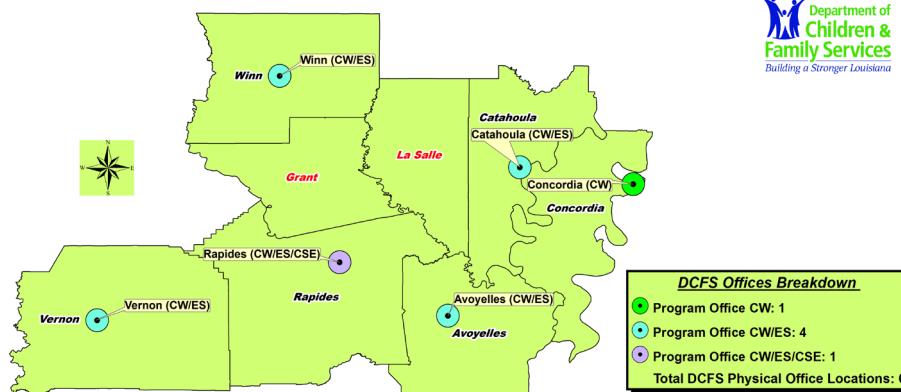
<b>Child Welfare</b>	
Total calls to the Child Abuse Hotline in FFY 2016	<b>63,257</b>
Child abuse and neglect investigations conducted in FFY 2016	<b>24,174</b>
Families served through Family Services each month, on average, in 2016	<b>1,521</b>
Families served through Family Services in 2016	<b>4,095</b>
Children in Foster Care each month, on average, in 2016	<b>4,419</b>
Total children served in Foster Care in FFY 2016	<b>8,262</b>
Total foster children adopted in FFY 2016	<b>735</b>
Foster children without an identified adoption home	<b>141</b>
Total youth who aged out of care in FFY 2016	<b>146</b>
<b>Family Support</b>	
<b>Child Support Enforcement</b>	
CSE Total Cases - SFY 2016 Monthly Average	<b>289,694</b>
CSE Collections - SFY 2016	<b>\$420,780,117</b>
<b>Family Independence Temporary Assistance Program (FITAP)</b>	
Number of FITAP Recipients each month, on average, in 2016	<b>9,454</b>
FITAP Benefits Issued each month, on average, in 2016	<b>\$773,187</b>
<b>Kinship Care Subsidy Program (KCSP)</b>	
Children Benefitting from KCSP each month, on average, in 2016	<b>3,895</b>
KCSP Benefits Issued in October 2016	<b>\$877,520</b>
<b>Supplemental Nutrition Assistance Program (SNAP)</b>	
Number of SNAP Recipients each month, on average, in 2016	<b>914,202</b>
SNAP Benefits Issued FFY 2016	<b>\$1,369,524,294</b>
SNAP Applications Processed FFY 2016	<b>365,769</b>
Annual percentage of the population receiving SNAP benefits for 2016	<b>20.45%</b>
<b>DSNAP (March and August 2016 Floods/February Tornadoes)</b>	
March -- New Recipients (persons)/Total amt of benefits they received	<b>132,628/\$22.95M</b>
Total Amount of Benefits for Replacements and Supplements - March	<b>\$27,917,331</b>
August -- New Recipients (persons)/Total amt of benefits they received	<b>286,715/\$90.34M</b>
Total Amount of Benefits for Replacements and Supplements - August	<b>\$42,821,982</b>
February -- New Recipients (persons)/Total amt of benefits they received	<b>4,148/\$714,660</b>
Total Amount of Benefits for Replacements and Supplements - February	<b>\$121,201</b>
<b>DCFS Economic Impact</b>	
DCFS Budget – SFY 2016	<b>\$626,403,367</b>
Number of DCFS Employees as of October 3, 2016 (includes DDS)*	<b>3,445</b>
DCFS Regional Payroll (includes DDS)*	<b>\$147,365,247</b>
SNAP Economic Impact FFY 2016	<b>\$2,451,448,486</b>
Number of SNAP Retailers as of October 5, 2016	<b>4,975</b>

\*DDS administrative costs are 100% federally funded

# Alexandria Regional Data

Avoyelles, Catahoula, Concordia, Grant, LaSalle, Rapides, Vernon, and Winn Parishes

<b>Child Welfare</b>	
Total Reports of Abuse & Neglect FFY 2016	<b>4,338</b>
Total CPI Investigations FFY 2016	<b>2,094</b>
Family Services Open Cases as of September 30, 2016	<b>101</b>
Total Family Services Cases FFY 2016	<b>478</b>
Children in Foster Care on September 30, 2016	<b>379</b>
Total Children in Foster Care FFY 2016	<b>704</b>
Total Foster Children Adopted FFY 2016	<b>81</b>
Children available for Adoption on October 5, 2016	<b>62</b>
Total Youth who Aged Out of Care FFY 2016	<b>6</b>
<b>Family Support</b>	
<b>Child Support Enforcement</b>	
CSE Total Cases - SFY 2016 Monthly Average	<b>17,882</b>
CSE Collections - SFY 2016	<b>\$29,794,477</b>
<b>Family Independence Temporary Assistance Program (FITAP)</b>	
Number of FITAP Recipients in October 2016	<b>584</b>
FITAP Benefits Issued in October 2016	<b>\$50,299</b>
<b>Kinship Care Subsidy Program (KCSP)</b>	
Number of Children Benefitting from KCSP in October 2016	<b>386</b>
KCSP Benefits Issued in October 2016	<b>\$84,993</b>
<b>Supplemental Nutrition Assistance Program (SNAP)</b>	
Current Number of SNAP Recipients in October 2016	<b>69,030</b>
SNAP Benefits Issued FFY 2016	<b>\$93,885,902</b>
SNAP Applications Processed FFY 2016	<b>25,556</b>
Population percentage receiving SNAP in October 2016	<b>22.5%</b>
<b>DSNAP (March 2016 Floods)</b>	
New Recipients (persons)	<b>18,796</b>
Total Amount of Benefits for New Recipients	<b>\$3,252,735</b>
Total Amount of Benefits for Replacements and Supplements	<b>\$1,627,869</b>
<b>DCFS Economic Impact</b>	
DCFS Region Budget – SFY 2016	<b>\$17,392,725</b>
Number of DCFS Employees as of October 3, 2016	<b>242</b>
DCFS Regional Payroll	<b>\$9,691,283</b>
SNAP Economic Impact FFY 2016	<b>\$168,055,764</b>
Number of SNAP Retailers as of October 5, 2016	<b>355</b>



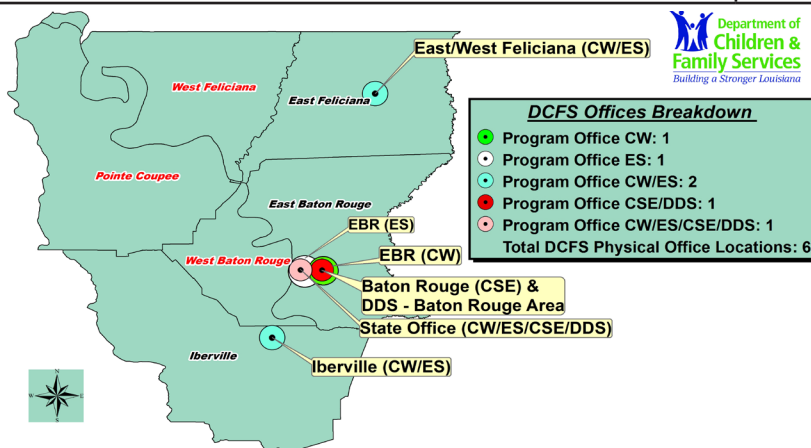
\* Parishes labeled in red and white denotes no DCFS Office(s) in that Parish.



# Baton Rouge Regional Data

E. Baton Rouge, E. Feliciana, Iberville, Pointe Coupee, W. Baton Rouge and W. Feliciana Parishes

<b>Child Welfare</b>	
Total Reports of Abuse & Neglect FFY 2016	<b>5,465</b>
Total CPI Investigations FFY 2016	<b>2,502</b>
Family Services Open Cases as of September 30, 2016	<b>170</b>
Total Family Services Cases FFY 2016	<b>478</b>
Children in Foster Care on September 30, 2016	<b>237</b>
Total Children in Foster Care FFY 2016	<b>526</b>
Total Foster Children Adopted FFY 2016	<b>28</b>
Children available for Adoption on October 5, 2016	<b>34</b>
Total Youth who Aged Out of Care FFY 2016	<b>9</b>
<b>Family Support</b>	
<b>Child Support Enforcement</b>	
CSE Total Cases - SFY 2016 Monthly Average	<b>24,216</b>
CSE Collections - SFY 2016	<b>\$37,450,992</b>
<b>Family Independence Temporary Assistance Program (FITAP)</b>	
Number of FITAP Recipients in October 2016	<b>1,429</b>
FITAP Benefits Issued in October 2016	<b>\$114,200</b>
<b>Kinship Care Subsidy Program (KCSP)</b>	
Number of Children Benefitting from KCSP in October 2016	<b>361</b>
KCSP Benefits Issued in October 2016	<b>\$81,417</b>
<b>Supplemental Nutrition Assistance Program (SNAP)</b>	
Current Number of SNAP Recipients in October 2016	<b>113,967</b>
SNAP Benefits Issued FFY 2016	<b>\$167,413,737</b>
SNAP Applications Processed FFY 2016	<b>44,922</b>
Population percentage receiving SNAP in October 2016	<b>20.3%</b>
<b>DSNAP (August 2016 Floods)</b>	
New Recipients (persons)	<b>101,620</b>
Total Amount of Benefits for New Recipients	<b>\$32,891,602</b>
Total Amount of Benefits for Replacements and Supplements	<b>\$14,395,675</b>
<b>DCFS Economic Impact</b>	
DCFS Region Budget – SFY 2016	<b>\$16,036,745</b>
Number of DCFS Employees as of October 3, 2016 (includes State Office)	<b>823</b>
DCFS Regional Payroll	<b>\$43,788,929</b>
SNAP Economic Impact FFY 2016	<b>\$299,670,590</b>
Number of SNAP Retailers as of October 5, 2016	<b>625</b>

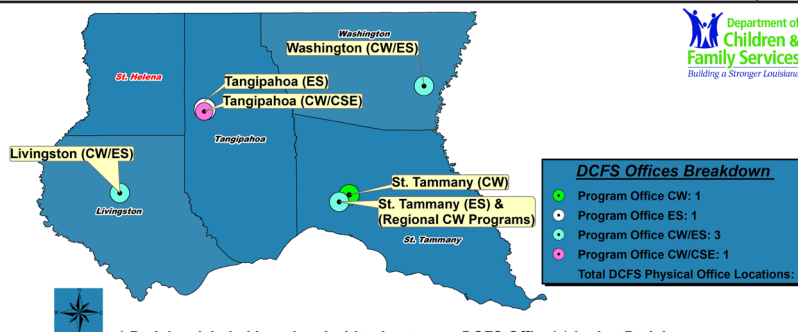


Department of  
**Children & Family Services**  
Building a Stronger Louisiana

# Covington Regional Data

Livingston, St. Helena, St. Tammany, Tangipahoa, and Washington Parishes

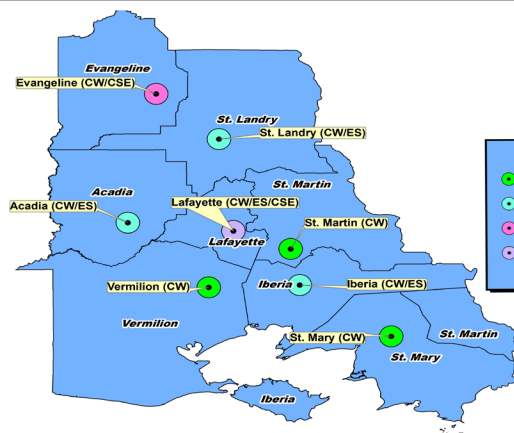
<b>Child Welfare</b>	
Total Reports of Abuse & Neglect FFY 2016	<b>6,740</b>
Total CPI Investigations FFY 2016	<b>2,991</b>
Family Services Open Cases as of September 30, 2016	<b>169</b>
Total Family Services Cases FFY 2016	<b>525</b>
Children in Foster Care on September 30, 2016	<b>713</b>
Total Children in Foster Care FFY 2016	<b>1,281</b>
Total Foster Children Adopted FFY 2016	<b>132</b>
Children available for Adoption on October 5, 2016	<b>71</b>
Total Youth who Aged Out of Care FFY 2016	<b>26</b>
<b>Family Support</b>	
<b>Child Support Enforcement</b>	
CSE Total Cases - SFY 2016 Monthly Average	<b>21,972</b>
CSE Collections - SFY 2016	<b>\$40,132,207</b>
<b>Family Independence Temporary Assistance Program (FITAP)</b>	
Number of FITAP Recipients in October 2016	<b>615</b>
FITAP Benefits Issued in October 2016	<b>\$55,316</b>
<b>Kinship Care Subsidy Program (KCSP)</b>	
Number of Children Benefitting from KCSP in October 2016	<b>509</b>
KCSP Benefits Issued in October 2016	<b>\$115,747</b>
<b>Supplemental Nutrition Assistance Program (SNAP)</b>	
Current Number of SNAP Recipients in October 2016	<b>95,419</b>
SNAP Benefits Issued FFY 2016	<b>\$133,410,999</b>
SNAP Applications Processed FFY 2016	<b>34,631</b>
Population percentage receiving SNAP in October 2016	<b>16.6%</b>
<b>DSNAP (March and August 2016 Floods)</b>	
New Recipients (persons) - March	<b>44,368</b>
Total Amount of Benefits for New Recipients - March	<b>\$7,634,996</b>
Total Amount of Benefits for Replacements and Supplements - March	<b>\$7,784,790</b>
New Recipients (persons) - August	<b>73,559</b>
Total Amount of Benefits for New Recipients - August	<b>\$23,416,964</b>
Total Amount of Benefits for Replacements and Supplements - August	<b>\$6,647,829</b>
<b>DCFS Economic Impact</b>	
DCFS Region Budget – SFY 2016	<b>\$22,245,875</b>
Number of DCFS Employees as of October 3, 2016	<b>309</b>
DCFS Regional Payroll	<b>\$12,542,067</b>
SNAP Economic Impact FFY 2016	<b>\$238,805,688</b>
Number of SNAP Retailers as of October 5, 2016	<b>599</b>



# Lafayette Regional Data

Acadia, Evangeline, Iberia, Lafayette, St. Landry, St. Martin, St. Mary and Vermilion Parishes

<b>Child Welfare</b>	
Total Reports of Abuse & Neglect FFY 2016	<b>6,985</b>
Total CPI Investigations FFY 2016	<b>3,201</b>
Family Services Open Cases as of September 30, 2016	<b>234</b>
Total Family Services Cases FFY 2016	<b>666</b>
Children in Foster Care on September 30, 2016	<b>623</b>
Total Children in Foster Care FFY 2016	<b>1,044</b>
Total Foster Children Adopted FFY 2016	<b>124</b>
Children available for Adoption on October 5, 2016	<b>66</b>
Total Youth who Aged Out of Care FFY 2016	<b>21</b>
<b>Family Support</b>	
<b>Child Support Enforcement</b>	
CSE Total Cases - SFY 2016 Monthly Average	<b>42,057</b>
CSE Collections - SFY 2016	<b>\$64,248,184</b>
<b>Family Independence Temporary Assistance Program (FITAP)</b>	
Number of FITAP Recipients in October 2016	<b>1,473</b>
FITAP Benefits Issued in October 2016	<b>\$120,316</b>
<b>Kinship Care Subsidy Program (KCSP)</b>	
Number of Children Benefitting from KCSP in October 2016	<b>614</b>
KCSP Benefits Issued in October 2016	<b>\$137,779</b>
<b>Supplemental Nutrition Assistance Program (SNAP)</b>	
Current Number of SNAP Recipients in October 2016	<b>152,018</b>
SNAP Benefits Issued FFY 2016	<b>\$206,584,423</b>
SNAP Applications Processed FFY 2016	<b>54089</b>
Population percentage receiving SNAP in October 2016	<b>23.0%</b>
<b>DSNAP (August 2016 Floods)</b>	
New Recipients (persons)	<b>84,244</b>
Total Amount of Benefits for New Recipients	<b>\$25,698,827</b>
Total Amount of Benefits for Replacements and Supplements	<b>\$17,420,793</b>
<b>DCFS Economic Impact</b>	
DCFS Region Budget – SFY 2016	<b>\$27,669,312</b>
Number of DCFS Employees as of October 3, 2016	<b>410</b>
DCFS Regional Payroll	<b>\$16,565,721</b>
SNAP Economic Impact FFY 2016	<b>\$369,786,118</b>
Number of SNAP Retailers as of October 5, 2016	<b>800</b>



<b>DCFS Offices Breakdown</b>	
● (Green)	Program Office CW: 3
● (Light Blue)	Program Office CW/ES: 3
● (Pink)	Program Office CW/CSE: 1
● (White)	Program Office CW/ES/CSE: 1
<b>Total DCFS Physical Office Locations: 8</b>	

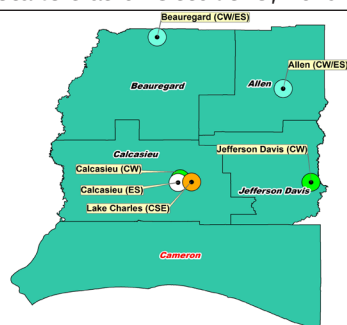
\* Parishes labeled in red and white denotes no DCFS Office(s) in that Parish.



# Lake Charles Regional Data

Allen, Beauregard, Calcasieu, Cameron, and Jefferson Davis Parishes

<b>Child Welfare</b>	
Total Reports of Abuse & Neglect FFY 2016	<b>4,461</b>
Total CPI Investigations FFY 2016	<b>2,118</b>
Family Services Open Cases as of September 30, 2016	<b>139</b>
Total Family Services Cases FFY 2016	<b>373</b>
Children in Foster Care on September 30, 2016	<b>420</b>
Total Children in Foster Care FFY 2016	<b>762</b>
Total Foster Children Adopted FFY 2016	<b>95</b>
Children available for Adoption on October 5, 2016	<b>63</b>
Total Youth who Aged Out of Care FFY 2016	<b>10</b>
<b>Family Support</b>	
<b>Child Support Enforcement</b>	
CSE Total Cases - SFY 2016 Monthly Average	<b>12,716</b>
CSE Collections - SFY 2016	<b>\$23,495,980</b>
<b>Family Independence Temporary Assistance Program (FITAP)</b>	
Number of FITAP Recipients in October 2016	<b>315</b>
FITAP Benefits Issued in October 2016	<b>\$26,132</b>
<b>Kinship Care Subsidy Program (KCSP)</b>	
Number of Children Benefitting from KCSP in October 2016	<b>219</b>
KCSP Benefits Issued in October 2016	<b>\$48,476</b>
<b>Supplemental Nutrition Assistance Program (SNAP)</b>	
Current Number of SNAP Recipients in October 2016	<b>53,626</b>
SNAP Benefits Issued FFY 2016	<b>\$75,713,992</b>
SNAP Applications Processed FFY 2016	<b>20,450</b>
Population percentage receiving SNAP in October 2016	<b>17.9%</b>
<b>DSNAP (March and August 2016 Floods)</b>	
New Recipients (persons) - March	<b>2,826</b>
Total Amount of Benefits for New Recipients - March	<b>\$490,407</b>
Total Amount of Benefits for Replacements and Supplements - March	<b>\$976,887</b>
New Recipients (persons) - August	<b>2,859</b>
Total Amount of Benefits for New Recipients - August	<b>\$496,103</b>
Total Amount of Benefits for Replacements and Supplements - August	<b>\$99,140</b>
<b>DCFS Economic Impact</b>	
DCFS Region Budget – SFY 2016	<b>\$13,269,745</b>
Number of DCFS Employees as of October 3, 2016	<b>199</b>
DCFS Regional Payroll	<b>\$7,571,053</b>
SNAP Economic Impact FFY 2016	<b>\$135,528,046</b>
Number of SNAP Retailers as of October 5, 2016	<b>327</b>



<b>DCFS Offices Breakdown</b>	
● Program Office CW: 2	
● Program Office ES: 1	
● Program Office CSE: 1	
● Program Office CW/ES: 2	
<b>Total DCFS Physical Office Locations: 6</b>	

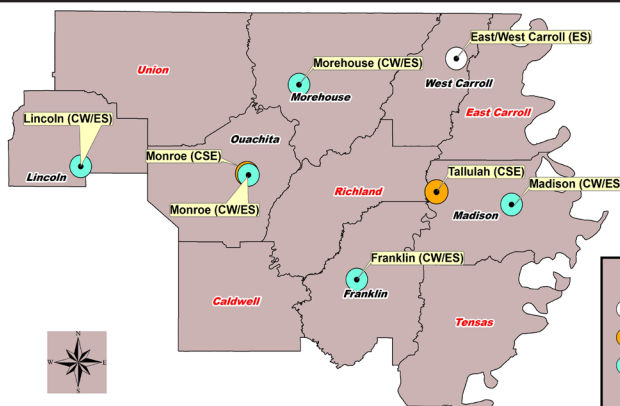
\* Parishes labeled in red and white denotes no DCFS Office(s) in that Parish.



# Monroe Regional Data

Caldwell, East Carroll, Franklin, Lincoln, Madison, Morehouse, Ouachita, Richland, Tensas, Union, and West Carroll Parishes

<b>Child Welfare</b>	
Total Reports of Abuse & Neglect FFY 2016	<b>3,981</b>
Total CPI Investigations FFY 2016	<b>1,862</b>
Family Services Open Cases as of September 30, 2016	<b>73</b>
Total Family Services Cases FFY 2016	<b>342</b>
Children in Foster Care on September 30, 2016	<b>633</b>
Total Children in Foster Care FFY 2016	<b>1,004</b>
Total Foster Children Adopted FFY 2016	<b>87</b>
Children available for Adoption on October 5, 2016	<b>56</b>
Total Youth who Aged Out of Care FFY 2016	<b>20</b>
<b>Family Support</b>	
<b>Child Support Enforcement</b>	
CSE Total Cases - SFY 2016 Monthly Average	<b>24,109</b>
CSE Collections - SFY 2016	<b>\$34,179,420</b>
<b>Family Independence Temporary Assistance Program (FITAP)</b>	
Number of FITAP Recipients in October 2016	<b>1,521</b>
FITAP Benefits Issued in October 2016	<b>\$123,200</b>
<b>Kinship Care Subsidy Program (KCSP)</b>	
Number of Children Benefitting from KCSP in October 2016	<b>451</b>
KCSP Benefits Issued in October 2016	<b>\$104,377</b>
<b>Supplemental Nutrition Assistance Program (SNAP)</b>	
Current Number of SNAP Recipients in October 2016	<b>94,191</b>
SNAP Benefits Issued FFY 2016	<b>\$131,765,896</b>
SNAP Applications Processed FFY 2016	<b>34,382</b>
Population percentage receiving SNAP in October 2016	<b>25.5%</b>
<b>DSNAP (March 2016 Floods)</b>	
New Recipients (persons)	<b>28,957</b>
Total Amount of Benefits for New Recipients	<b>\$5,053,518</b>
Total Amount of Benefits for Replacements and Supplements	<b>\$6,224,897</b>
<b>DCFS Economic Impact</b>	
DCFS Region Budget – SFY 2016	<b>\$20,641,320</b>
Number of DCFS Employees as of October 3, 2016	<b>277</b>
DCFS Regional Payroll	<b>\$10,915,532</b>
SNAP Economic Impact FFY 2016	<b>\$235,860,954</b>
Number of SNAP Retailers as of October 5, 2016	<b>404</b>



<b>DCFS Offices Breakdown</b>	
●	Program Office ES: 1
●	Program Office CSE: 2
●	Program Office CW/ES: 5
Total DCFS Physical Office Locations: 8	

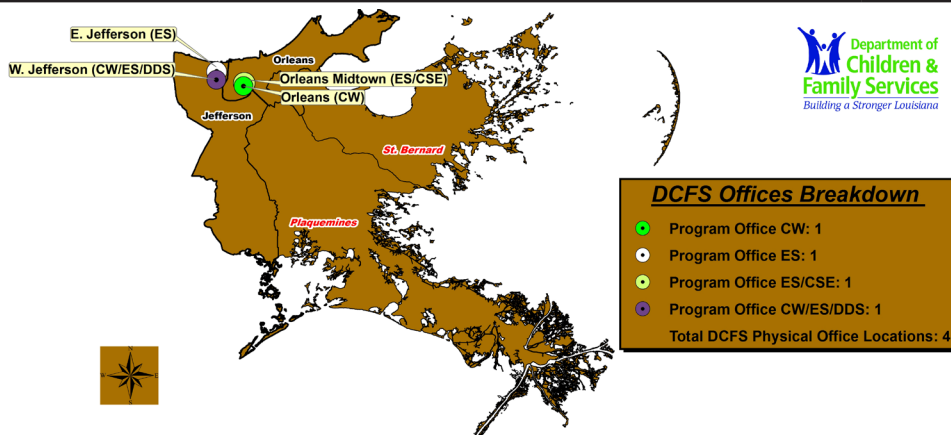
\* Parishes labeled in red and white denotes no DCFS Office(s) in that Parish.



# Orleans Regional Data

Jefferson, Orleans, Plaquemines and St. Bernard Parishes

<b>Child Welfare</b>	
Total Reports of Abuse & Neglect FFY 2016	<b>10,392</b>
Total CPI Investigations FFY 2016	<b>4,416</b>
Family Services Open Cases as of September 30, 2016	<b>156</b>
Total Family Services Cases FFY 2016	<b>420</b>
Children in Foster Care on September 30, 2016	<b>288</b>
Total Children in Foster Care FFY 2016	<b>666</b>
Total Foster Children Adopted FFY 2016	<b>67</b>
Children available for Adoption on October 5, 2016	<b>41</b>
Total Youth who Aged Out of Care FFY 2016	<b>16</b>
<b>Family Support</b>	
<b>Child Support Enforcement</b>	
CSE Total Cases - SFY 2016 Monthly Average	<b>48,091</b>
CSE Collections - SFY 2016	<b>\$71,124,725</b>
<b>Family Independence Temporary Assistance Program (FITAP)</b>	
Number of FITAP Recipients in October 2016	<b>2,383</b>
FITAP Benefits Issued in October 2016	<b>\$195,780</b>
<b>Kinship Care Subsidy Program (KCSP)</b>	
Number of Children Benefitting from KCSP in October 2016	<b>599</b>
KCSP Benefits Issued in October 2016	<b>\$135,277</b>
<b>Supplemental Nutrition Assistance Program (SNAP)</b>	
Current Number of SNAP Recipients in October 2016	<b>188,238</b>
SNAP Benefits Issued FFY 2016	<b>\$272,963,759</b>
SNAP Applications Processed FFY 2016	<b>75,723</b>
Population percentage receiving SNAP in October 2016	<b>21%</b>
<b>DSNAP (March and August 2016 Floods)</b>	
New Recipients (persons)	<b>N/A</b>
Total Amount of Benefits for New Recipients	<b>N/A</b>
Total Amount of Benefits for Replacements and Supplements	<b>N/A</b>
<b>DCFS Economic Impact</b>	
DCFS Region Budget – SFY 2016	<b>\$29,950,066</b>
Number of DCFS Employees as of October 3, 2016	<b>380</b>
DCFS Regional Payroll	<b>\$15,614,526</b>
SNAP Economic Impact FFY 2016	<b>\$488,605,129</b>
Number of SNAP Retailers as of October 5, 2016	<b>911</b>

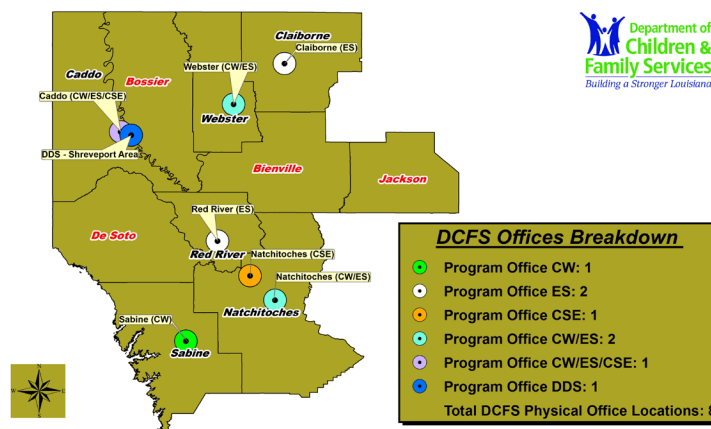


\* Parishes labeled in red and white denotes no DCFS Office(s) in that Parish.

# Shreveport Regional Data

Bossier, Caddo, Claiborne, DeSoto, Jackson, Natchitoches, Red River, Sabine, and Webster Parishes

<b>Child Welfare</b>	
Total Reports of Abuse & Neglect FFY 2016	<b>6,584</b>
Total CPI Investigations FFY 2016	<b>2,981</b>
Family Services Open Cases as of September 30, 2016	<b>88</b>
Total Family Services Cases FFY 2016	<b>437</b>
Children in Foster Care on September 30, 2016	<b>623</b>
Total Children in Foster Care FFY 2016	<b>1,428</b>
Total Foster Children Adopted FFY 2016	<b>94</b>
Children available for Adoption on October 5, 2016	<b>61</b>
Total Youth who Aged Out of Care FFY 2016	<b>19</b>
<b>Family Support</b>	
<b>Child Support Enforcement</b>	
CSE Total Cases - SFY 2016 Monthly Average	<b>38,881</b>
CSE Collections - SFY 2016	<b>\$63,297,751</b>
<b>Family Independence Temporary Assistance Program (FITAP)</b>	
Number of FITAP Recipients in October 2016	<b>1,367</b>
FITAP Benefits Issued in October 2016	<b>\$112,746</b>
<b>Kinship Care Subsidy Program (KCSP)</b>	
Number of Children Benefitting from KCSP in October 2016	<b>512</b>
KCSP Benefits Issued in October 2016	<b>\$117,088</b>
<b>Supplemental Nutrition Assistance Program (SNAP)</b>	
Current Number of SNAP Recipients in October 2016	<b>121,388</b>
SNAP Benefits Issued FFY 2016	<b>\$169,985,955</b>
SNAP Applications Processed FFY 2016	<b>44,562</b>
Population percentage receiving SNAP in October 2016	<b>22.8%</b>
<b>DSNAP (March 2016 Floods)</b>	
New Recipients (persons)	<b>34,411</b>
Total Amount of Benefits for New Recipients	<b>\$5,971,343</b>
Total Amount of Benefits for Replacements and Supplements	<b>\$10,308,143</b>
<b>DCFS Economic Impact</b>	
DCFS Region Budget – SFY 2016	<b>\$23,787,575</b>
Number of DCFS Employees as of October 3, 2016	<b>322</b>
DCFS Regional Payroll	<b>\$12,657,284</b>
SNAP Economic Impact FFY 2016	<b>\$304,274,859</b>
Number of SNAP Retailers as of October 5, 2016	<b>525</b>

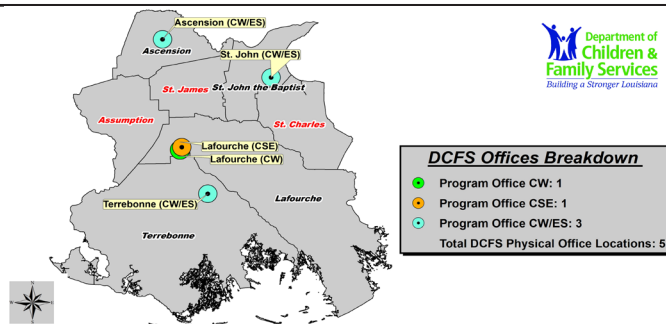


Department of  
**Children & Family Services**  
Building a Stronger Louisiana

# Thibodaux Regional Data

Ascension, Assumption, Lafourche, St. Charles, St. James, St. John and Terrebonne Parishes

<b>Child Welfare</b>	
Total Reports of Abuse & Neglect FFY 2016	<b>4,273</b>
Total CPI Investigations FFY 2016	<b>2,009</b>
Family Services Open Cases as of September 30, 2016	<b>249</b>
Total Family Services Cases FFY 2016	<b>72</b>
Children in Foster Care on September 30, 2016	<b>504</b>
Total Children in Foster Care FFY 2016	<b>846</b>
Total Foster Children Adopted FFY 2016	<b>27</b>
Children available for Adoption on October 5, 2016	<b>99</b>
Total Youth who Aged Out of Care FFY 2016	<b>19</b>
<b>Family Support</b>	
<b>Child Support Enforcement</b>	
CSE Total Cases - SFY 2016 Monthly Average	<b>23,129</b>
CSE Collections - SFY 2016	<b>\$45,604,268</b>
<b>Family Independence Temporary Assistance Program (FITAP)</b>	
Number of FITAP Recipients in October 2016	<b>503</b>
FITAP Benefits Issued in October 2016	<b>\$41,975</b>
<b>Kinship Care Subsidy Program (KCSP)</b>	
Number of Children Benefitting from KCSP in October 2016	<b>234</b>
KCSP Benefits Issued in October 2016	<b>\$52,561</b>
<b>Supplemental Nutrition Assistance Program (SNAP)</b>	
Current Number of SNAP Recipients in October 2016	<b>84,434</b>
SNAP Benefits Issued FFY 2016	<b>\$117,799,630</b>
SNAP Applications Processed FFY 2016	<b>31,454</b>
Population percentage receiving SNAP in October 2016	<b>17.9%</b>
<b>DSNAP (March and August 2016 Floods)</b>	
New Recipients (persons) - March	<b>3,270</b>
Total Amount of Benefits for New Recipients - March	<b>\$550,799</b>
Total Amount of Benefits for Replacements and Supplements - March	<b>\$994,745</b>
New Recipients (persons) - August	<b>24,433</b>
Total Amount of Benefits for New Recipients - August	<b>\$7,836,860</b>
Total Amount of Benefits for Replacements and Supplements - August	<b>\$2,258,545</b>
<b>DCFS Economic Impact</b>	
DCFS Region Budget – SFY 2016	<b>\$14,262,586</b>
Number of DCFS Employees as of October 3, 2016	<b>219</b>
DCFS Regional Payroll	<b>\$8,491,224</b>
SNAP Economic Impact FFY 2016	<b>\$210,861,339</b>
Number of SNAP Retailers as of October 5, 2016	<b>429</b>



\* Parishes labeled in red and white denotes no DCFS Office(s) in that Parish.